



# Winton Motor Raceway

## Round 2 : March 12 - 14



ASBK.COM.AU f t i y

Date: 12/03/21  
 Event: P06  
 Weather: Partly cloudy - Temp: 25.5C  
 Track: Dry - Temp: 36.3C

### Practice 1

Started at: 11:20:45  
 Laps: 15 Min  
 Starters: 19  
 Printed at: 12:01

### CLASSIFICATION

Pos	No	Name	Machine	Fastest Lap	On Lap	Behind Leader	Behind Prev
1	26	Cameron SWAIN (QLD) / bLU cRU Yamaha / FIM Oceania / Motul / MA / Pirelli / Ricondi / AGV	Yamaha YZF-R15	1:44.662	6 of 8		
2	65	Nate O'NEILL (QLD) / bLU cRU Yamaha / FIM Oceania / Motul / MA / Pirelli / Ricondi / AGV	Yamaha YZF-R15	1:45.876	8 of 8	1.214	1.214
3	29	Hayden NELSON (NSW) / bLU cRU Yamaha / FIM Oceania / Motul / MA / Pirelli / Ricondi / AGV	Yamaha YZF-R15	1:46.402	7 of 8	1.740	.526
4	68	Ryan LARKIN (VIC) / bLU cRU Yamaha / FIM Oceania / Motul / MA / Pirelli / Ricondi / AGV	Yamaha YZF-R15	1:46.796	6 of 8	2.134	.394
5	27	Toby JAMES (VIC) / bLU cRU Yamaha / FIM Oceania / Motul / MA / Pirelli / Ricondi / AGV	Yamaha YZF-R15	1:47.367	9 of 9	2.705	.571
6	93	Tate McCLURE (VIC) / bLU cRU Yamaha / FIM Oceania / Motul / MA / Pirelli / Ricondi / AGV	Yamaha YZF-R15	1:47.804	6 of 8	3.142	.437
7	41	Hudson THOMPSON (NSW) / bLU cRU Yamaha / FIM Oceania / Motul / MA / Pirelli / Ricondi / AGV	Yamaha YZF-R15	1:48.013	8 of 8	3.351	.209
8	35	Varis FLEMING (VIC) / bLU cRU Yamaha / FIM Oceania / Motul / MA / Pirelli / Ricondi / AGV	Yamaha YZF-R15	1:48.581	6 of 8	3.919	.568
9	42	Riley NAUTA (QLD) / bLU cRU Yamaha / FIM Oceania / Motul / MA / Pirelli / Ricondi / AGV	Yamaha YZF-R15	1:50.120	2 of 3	5.458	1.539
10	13	Marcus HAMOD (NSW) / bLU cRU Yamaha / FIM Oceania / Motul / MA / Pirelli / Ricondi / AGV	Yamaha YZF-R15	1:50.241	8 of 8	5.579	.121
11	14	Harrison WATTS (QLD) / bLU cRU Yamaha / FIM Oceania / Motul / MA / Pirelli / Ricondi / AGV	Yamaha YZF-R15	1:50.936	8 of 8	6.274	.695
12	72	Levi RUSSO (NSW) / bLU cRU Yamaha / FIM Oceania / Motul / MA / Pirelli / Ricondi / AGV	Yamaha YZF-R15	1:53.394	5 of 5	8.732	2.458
13	66	Lachlan MOODY (QLD) / bLU cRU Yamaha / FIM Oceania / Motul / MA / Pirelli / Ricondi / AGV	Yamaha YZF-R15	1:53.812	8 of 8	9.150	.418
14	48	Valentino KNEZOVIC (NSW) / bLU cRU Yamaha / FIM Oceania / Motul / MA / Pirelli / Ricondi / AGV	Yamaha YZF-R15	1:54.508	8 of 8	9.846	.696
15	12	Nikolas LAKUSIC (QLD) / bLU cRU Yamaha / FIM Oceania / Motul / MA / Pirelli / Ricondi / AGV	Yamaha YZF-R15	1:54.719	8 of 8	10.057	.211
16	46	William HUNT (NSW) / bLU cRU Yamaha / FIM Oceania / Motul / MA / Pirelli / Ricondi / AGV	Yamaha YZF-R15	1:57.758	8 of 8	13.096	3.039
17	40	Oliver SKINNER (TAS) / bLU cRU Yamaha / FIM Oceania / Motul / MA / Pirelli / Ricondi / AGV	Yamaha YZF-R15	2:00.509	6 of 7	15.847	2.751
18	33	Jack FAVELLE (NSW) / bLU cRU Yamaha / FIM Oceania / Motul / MA / Pirelli / Ricondi / AGV	Yamaha YZF-R15	2:01.456	4 of 4	16.794	.947
19	18	Elijah ANDREW (NSW) / bLU cRU Yamaha / FIM Oceania / Motul / MA / Pirelli / Ricondi / AGV	Yamaha YZF-R15	2:11.317	7 of 7	26.655	9.861

*Scott Lang*  
 Chief Timekeeper - Scott Lang

*Tom Williams*  
 Race Director - Tom Williams

*Paul Hinds*  
 Clerk of Course - Paul Hinds



www.computime.com.au  
 COMPUTIME RACE TIMING SYSTEMS PTY LTD





# Winton Motor Raceway

## Round 2 : March 12 - 14



ASBK.COM.AU f t i y

Date: 12/03/21  
 Event: P06  
 Weather: Partly cloudy - Temp: 25.5C  
 Track: Dry - Temp: 36.3C

### Practice 1

Started at: 11:20:45  
 Laps: 15 Min  
 Starters: 19  
 Printed at: 12:01

### LAP TIMES

No	Name	Lap 1	Lap 2	Lap 3	Lap 4	Lap 5	Lap 6	Lap 7	Lap 8	Lap 9
27	Toby JAMES (VIC)	2:00.939	1:51.451	1:49.937	1:50.558	1:50.421	1:49.410	1:48.507	1:49.860	<b>1:47.367</b>
29	Hayden NELSON (NSW)	2:02.685	1:52.189	1:48.785	1:47.415	1:51.140	1:47.712	<b>1:46.402</b>	1:48.900	
65	Nate O'NEILL (QLD)	2:02.222	1:52.582	1:49.998	1:48.766	1:48.034	1:46.725	1:47.804	<b>1:45.876</b>	
35	Varis FLEMING (VIC)	1:58.327	1:50.589	1:49.025	1:52.452	1:49.769	<b>1:48.581</b>	1:49.134	1:49.068	
41	Hudson THOMPSON (NSW)	2:07.017	1:55.210	1:52.704	1:51.850	1:50.001	1:52.203	1:49.312	<b>1:48.013</b>	
33	Jack FAVELLE (NSW)	2:13.223	9:05.268	2:10.408	<b>2:01.456</b>					
12	Nikolas LAKUSIC (QLD)	2:15.334	2:01.250	2:00.248	2:00.043	1:58.615	1:56.458	1:55.788	<b>1:54.719</b>	
48	Valentino KNEZOVIC (NSW)	2:15.000	2:05.763	2:01.344	1:58.263	1:59.260	1:56.706	1:56.055	<b>1:54.508</b>	
13	Marcus HAMOD (NSW)	2:09.429	1:56.677	1:53.197	1:53.570	1:51.953	1:50.563	1:52.736	<b>1:50.241</b>	
40	Oliver SKINNER (TAS)	2:18.306	2:06.194	2:03.203	2:01.290	2:01.311	<b>2:00.509</b>	2:01.046		
42	Riley NAUTA (QLD)	2:01.527	<b>1:50.120</b>	13:46.539						
68	Ryan LARKIN (VIC)	2:10.462	1:54.438	1:49.745	1:49.338	1:47.707	<b>1:46.796</b>	1:47.694	1:47.217	
14	Harrison WATTS (QLD)	2:07.063	1:55.244	1:54.686	1:53.340	1:52.530	1:52.736	1:51.664	<b>1:50.936</b>	
26	Cameron SWAIN (QLD)	1:56.282	1:49.251	1:45.956	1:45.855	1:45.397	<b>1:44.662</b>	2:19.541	1:51.536	
72	Levi RUSSO (NSW)	2:15.510	1:59.681	1:56.671	1:54.286	<b>1:53.394</b>				
66	Lachlan MOODY (QLD)	2:14.175	2:02.315	1:59.140	1:57.938	1:57.189	1:56.769	1:57.296	<b>1:53.812</b>	
93	Tate McClURE (VIC)	2:00.885	1:51.364	1:50.013	1:48.980	1:50.800	<b>1:47.804</b>	1:49.455	1:48.042	
18	Elijah ANDREW (NSW)	2:37.486	2:26.990	2:15.289	2:14.419	2:14.131	2:12.697	<b>2:11.317</b>		
46	William HUNT (NSW)	2:15.898	2:02.021	2:02.105	2:00.830	1:59.282	1:58.981	1:58.469	<b>1:57.758</b>	

*Scott Lang*  
 Chief Timekeeper - Scott Lang

*Tom Williams*  
 Race Director - Tom Williams

*Paul Hinds*  
 Clerk of Course - Paul Hinds



[www.computime.com.au](http://www.computime.com.au)  
 COMPUTIME RACE TIMING SYSTEMS PTY LTD





# Winton Motor Raceway

## Round 2 : March 12 - 14



ASBK.COM.AU f t i y

### OCEANIA JUNIOR CUP

#### Practice 1

Date: 12/03/21  
 Event: P06  
 Weather: Partly cloudy - Temp: 25.5C  
 Track: Dry - Temp: 36.3C

Started at: 11:20:45  
 Laps: 15 Min  
 Starters: 19  
 Printed at: 12:01

#### SPLIT TIMES

Lap	Split 1	Split 2	Split 3	Split 4	Lap Time	Spd	Lap	Split 1	Split 2	Split 3	Split 4	Lap Time	Spd
<b>27 Toby JAMES (VIC) (5th)</b>							4	16.426	18.881	37.849	38.694	1:51.850	118
1	22.972	19.052	39.059	39.856	2:00.939 P		5	16.257	18.431	37.011	38.302	1:50.001	118
2	16.246	18.618	37.739	38.848	1:51.451	115	6	16.254	19.581	38.021	38.347	1:52.203	118
3	16.001	18.460	37.204	38.272	1:49.937	116	7	16.170	18.704	36.785	37.653	1:49.312	118
4	15.963	18.247	37.756	38.592	1:50.558	118	8	<u>15.980</u>	<u>17.980</u>	<u>36.631</u>	<u>37.422</u>	<u>1:48.013</u>	118
5	15.996	18.142	36.629	39.654	1:50.421	116	<b>33 Jack FAVELLE (NSW) (18th)</b>						
6	16.255	18.249	36.713	38.193	1:49.410	118	1	23.891	22.859	42.932	43.541	2:13.223 P	
7	16.077	18.127	36.468	37.835	1:48.507	118	2	19.341	22.405	44.946	7:38.576	9:05.268	112
8	<u>15.867</u>	18.143	37.450	38.400	1:49.860	118	3	23.704	21.940	42.668	42.096	2:10.408 P	
9	15.903	<u>17.854</u>	<u>36.115</u>	<u>37.495</u>	<u>1:47.367</u>	117	4	<u>18.080</u>	<u>20.973</u>	<u>40.733</u>	<u>41.670</u>	<u>2:01.456</u>	115
<b>29 Hayden NELSON (NSW) (3rd)</b>							<b>12 Nikolas LAKUSIC (QLD) (15th)</b>						
1	21.857	20.507	40.657	39.664	2:02.685 P		1	26.064	22.482	43.498	43.290	2:15.334 P	
2	16.916	18.674	38.384	38.215	1:52.189	116	2	18.160	21.024	41.588	40.478	2:01.250	114
3	16.217	17.979	36.717	37.872	1:48.785	118	3	17.309	19.917	40.475	42.547	2:00.248	120
4	15.946	17.860	36.229	37.380	1:47.415	119	4	17.587	20.207	41.849	40.400	2:00.043	118
5	17.178	18.860	36.881	38.221	1:51.140	120	5	17.527	20.195	40.343	40.550	1:58.615	118
6	16.136	17.863	36.238	37.475	1:47.712	119	6	17.369	19.786	39.662	39.641	1:56.458	123
7	<u>15.403</u>	<u>17.621</u>	<u>35.999</u>	<u>37.379</u>	<u>1:46.402</u>	124	7	17.600	19.793	39.198	<u>39.197</u>	1:55.788	120
8	15.771	17.920	37.187	38.022	1:48.900	119	8	<u>17.080</u>	<u>19.293</u>	<u>39.134</u>	39.212	<u>1:54.719</u>	120
<b>65 Nate O'NEILL (QLD) (2nd)</b>							<b>48 Valentino KNEZOVIC (NSW) (14th)</b>						
1	20.930	22.062	40.143	39.087	2:02.222 P		1	23.804	22.797	45.686	42.713	2:15.000 P	
2	16.586	18.911	39.060	38.025	1:52.582	119	2	19.210	21.178	42.877	42.498	2:05.763	115
3	16.168	18.405	37.430	37.995	1:49.998	119	3	17.866	20.989	41.529	40.960	2:01.344	117
4	15.819	18.068	37.369	37.510	1:48.766	122	4	17.603	20.083	40.115	40.462	1:58.263	117
5	15.823	17.857	37.205	37.149	1:48.034	119	5	17.512	20.231	41.048	40.469	1:59.260	116
6	15.940	17.869	36.106	36.810	1:46.725	119	6	17.563	19.712	39.524	39.907	1:56.706	118
7	15.789	18.350	37.142	<u>36.523</u>	1:47.804	123	7	<u>16.904</u>	19.883	39.582	39.686	1:56.055	118
8	<u>15.573</u>	<u>17.649</u>	<u>36.054</u>	36.600	<u>1:45.876</u>	121	8	17.070	<u>19.230</u>	<u>39.172</u>	<u>39.036</u>	<u>1:54.508</u>	118
<b>35 Varis FLEMING (VIC) (8th)</b>							<b>13 Marcus HAMOD (NSW) (10th)</b>						
1	22.297	18.738	39.022	38.270	1:58.327 P		1	22.155	22.707	44.209	40.358	2:09.429 P	
2	<u>16.081</u>	18.122	38.578	37.808	1:50.589	119	2	16.786	20.021	40.224	39.646	1:56.677	115
3	16.114	18.261	36.647	38.003	1:49.025	123	3	16.361	18.639	38.453	39.744	1:53.197	118
4	16.160	18.100	39.816	38.376	1:52.452	119	4	16.422	18.660	38.220	40.268	1:53.570	117
5	16.195	18.116	37.432	38.026	1:49.769	121	5	17.342	18.457	37.680	38.474	1:51.953	117
6	16.312	<u>17.937</u>	<u>36.555</u>	<u>37.777</u>	<u>1:48.581</u>	119	6	16.335	18.594	<u>37.430</u>	<u>38.204</u>	1:50.563	118
7	16.232	18.028	36.760	38.114	1:49.134	119	7	16.277	20.289	37.724	38.446	1:52.736	118
8	16.178	18.083	36.846	37.961	1:49.068	119	8	<u>16.000</u>	<u>18.302</u>	37.559	38.380	<u>1:50.241</u>	118
<b>41 Hudson THOMPSON (NSW) (7th)</b>							<b>40 Oliver SKINNER (TAS) (17th)</b>						
1	23.584	21.280	41.152	41.001	2:07.017 P		1	26.966	23.611	44.333	43.396	2:18.306 P	
2	17.015	19.343	38.813	40.039	1:55.210	115	2	18.577	22.070	42.783	42.764	2:06.194	113
3	16.323	18.990	38.173	39.218	1:52.704	117							

*Scott Laing*  
 Chief Timekeeper - Scott Laing

*Tom Williams*  
 Race Director - Tom Williams

*Paul Hinds*  
 Clerk of Course - Paul Hinds





# Winton Motor Raceway

## Round 2 : March 12 - 14



ASBK.COM.AU f t i y

Date: 12/03/21  
 Event: P06  
 Weather: Partly cloudy - Temp: 25.5C  
 Track: Dry - Temp: 36.3C

### Practice 1

Started at: 11:20:45  
 Laps: 15 Min  
 Starters: 19  
 Printed at: 12:01

### SPLIT TIMES

Lap	Split 1	Split 2	Split 3	Split 4	Lap Time	Spd	Lap	Split 1	Split 2	Split 3	Split 4	Lap Time	Spd
3	17.995	21.411	41.930	41.867	2:03.203	116	3	17.677	20.089	39.642	39.263	1:56.671	118
4	17.699	20.555	41.338	41.698	2:01.290	116	4	17.086	19.432	38.577	<b>39.191</b>	1:54.286	123
5	17.639	20.578	41.216	41.878	2:01.311	117	5	<b>16.781</b>	<b>19.169</b>	<b>38.186</b>	39.258	<b>1:53.394</b>	119
6	17.485	20.576	<b>41.070</b>	<b>41.378</b>	<b>2:00.509</b>	117							
7	<b>17.475</b>	<b>20.305</b>	41.570	41.696	2:01.046	118							
							<b>66 Lachlan MOODY (QLD) (13th)</b>						
							1	24.014	22.381	43.065	44.715	2:14.175 P	
<b>42 Riley NAUTA (QLD) (9th)</b>							2	18.479	21.015	41.548	41.273	2:02.315	111
1	21.207	21.874	39.236	39.210	2:01.527 P		3	17.370	20.484	39.665	41.621	1:59.140	116
2	<b>16.087</b>	<b>18.012</b>	37.641	<b>38.380</b>	<b>1:50.120</b>	119	4	17.262	19.958	39.730	40.988	1:57.938	116
3	16.208	18.067	<b>37.138</b>	12:35.126	13:46.539	0	5	17.241	20.211	39.782	39.955	1:57.189	116
							6	17.288	19.847	39.617	40.017	1:56.769	116
<b>68 Ryan LARKIN (VIC) (4th)</b>							7	17.403	20.501	39.170	40.222	1:57.296	116
1	24.914	22.042	42.611	40.895	2:10.462 P		8	<b>16.753</b>	<b>19.416</b>	<b>38.192</b>	<b>39.451</b>	<b>1:53.812</b>	117
2	16.775	19.121	39.728	38.814	1:54.438	118							
3	15.970	18.263	37.518	37.994	1:49.745	122	<b>93 Tate McCLURE (VIC) (6th)</b>						
4	15.831	18.059	37.664	37.784	1:49.338	123	1	22.023	20.533	38.970	39.359	2:00.885 P	
5	15.681	17.750	36.731	37.545	1:47.707	123	2	16.238	18.402	38.487	38.237	1:51.364	116
6	15.739	17.773	<b>36.245</b>	37.039	<b>1:46.796</b>	122	3	16.289	18.006	37.218	38.500	1:50.013	121
7	15.616	<b>17.692</b>	37.063	37.323	1:47.694	125	4	15.871	17.957	37.204	37.948	1:48.980	118
8	<b>15.525</b>	17.764	36.935	<b>36.993</b>	1:47.217	123	5	15.934	19.432	37.207	38.227	1:50.800	117
							6	15.940	<b>17.728</b>	<b>36.375</b>	37.761	<b>1:47.804</b>	117
<b>14 Harrison WATTS (QLD) (11th)</b>							7	15.937	18.733	36.921	37.864	1:49.455	119
1	23.348	22.237	41.015	40.463	2:07.063 P		8	<b>15.870</b>	17.764	36.854	<b>37.554</b>	1:48.042	119
2	16.987	19.980	38.923	39.354	1:55.244	118							
3	16.606	20.065	38.346	39.669	1:54.686	120	<b>18 Elijah ANDREW (NSW) (19th)</b>						
4	16.546	19.693	38.011	39.090	1:53.340	119	1	29.789	30.456	50.143	47.098	2:37.486 P	
5	16.279	19.292	37.906	39.053	1:52.530	119	2	20.506	24.110	46.756	55.618	2:26.990	114
6	17.444	<b>19.101</b>	37.451	38.740	1:52.736	121	3	20.295	24.046	46.326	44.622	2:15.289	114
7	16.237	19.286	37.320	38.821	1:51.664	119	4	19.741	22.905	46.003	45.770	2:14.419	116
8	<b>16.159</b>	19.112	<b>37.154</b>	<b>38.511</b>	<b>1:50.936</b>	120	5	19.664	23.139	46.189	45.139	2:14.131	116
							6	20.011	23.176	45.808	<b>43.702</b>	2:12.697	117
<b>26 Cameron SWAIN (QLD) (1st)</b>							7	<b>19.593</b>	<b>22.822</b>	<b>45.069</b>	43.833	<b>2:11.317</b>	117
1	21.865	18.261	37.561	38.595	1:56.282 P								
2	15.979	19.203	36.391	37.678	1:49.251	119	<b>46 William HUNT (NSW) (16th)</b>						
3	15.469	17.314	36.167	37.006	1:45.956	122	1	24.972	23.827	43.582	43.517	2:15.898 P	
4	15.585	17.277	36.312	36.681	1:45.855	122	2	17.852	20.879	41.086	42.204	2:02.021	113
5	15.423	17.303	35.946	36.725	1:45.397	123	3	17.143	20.617	40.792	43.553	2:02.105	117
6	<b>15.313</b>	<b>17.108</b>	<b>35.630</b>	<b>36.611</b>	<b>1:44.662</b>	125	4	17.637	20.431	40.667	42.095	2:00.830	115
7	15.856	17.707	36.383	1:09.595	2:19.541	122	5	17.437	20.279	39.998	41.568	1:59.282	116
8	20.572	17.732	36.565	36.667	1:51.536 P		6	<b>17.129</b>	20.142	40.268	41.442	1:58.981	116
							7	17.232	19.952	40.085	41.200	1:58.469	117
<b>72 Levi RUSSO (NSW) (12th)</b>							8	17.193	<b>19.858</b>	<b>39.543</b>	<b>41.164</b>	<b>1:57.758</b>	115
1	27.518	22.078	43.638	42.276	2:15.510 P								
2	18.321	20.351	40.407	40.602	1:59.681	116							

*Scott Laing*  
 Chief Timekeeper - Scott Laing

*Tom Williams*  
 Race Director - Tom Williams

*Paul Hinds*  
 Clerk of Course - Paul Hinds





# Winton Motor Raceway

## Round 2 : March 12 - 14



ASBK.COM.AU f t i y

Date: 12/03/21  
 Event: P06  
 Weather: Partly cloudy - Temp: 25.5C  
 Track: Dry - Temp: 36.3C

### Practice 1

Started at: 11:20:45  
 Laps: 15 Min  
 Starters: 19  
 Printed at: 12:01

### FASTEST LAPS SEQUENCE

Race Time	No	Name	Machine	Fastest Lap	On Lap
2:04.412	27	Toby JAMES (VIC)	Yamaha YZF-R15	2:00.939	1
2:21.935	93	Tate McCLURE (VIC)	Yamaha YZF-R15	2:00.885	1
2:27.596	35	Varis FLEMING (VIC)	Yamaha YZF-R15	1:58.327	1
2:36.683	26	Cameron SWAIN (QLD)	Yamaha YZF-R15	1:56.282	1
3:55.863	27	Toby JAMES (VIC)	Yamaha YZF-R15	1:51.451	2
4:13.299	93	Tate McCLURE (VIC)	Yamaha YZF-R15	1:51.364	2
4:13.614	42	Riley NAUTA (QLD)	Yamaha YZF-R15	1:50.120	2
4:25.934	26	Cameron SWAIN (QLD)	Yamaha YZF-R15	1:49.251	2
6:01.935	29	Hayden NELSON (NSW)	Yamaha YZF-R15	1:48.785	3
6:11.890	26	Cameron SWAIN (QLD)	Yamaha YZF-R15	1:45.956	3
7:57.745	26	Cameron SWAIN (QLD)	Yamaha YZF-R15	1:45.855	4
9:43.142	26	Cameron SWAIN (QLD)	Yamaha YZF-R15	1:45.397	5
11:27.804	26	Cameron SWAIN (QLD)	Yamaha YZF-R15	1:44.662	6

*Scott Laing*  
 Chief Timekeeper - Scott Laing

*Tom Williams*  
 Race Director - Tom Williams

*Paul Hinds*  
 Clerk of Course - Paul Hinds



www.computime.com.au  
 COMPUTIME RACE TIMING SYSTEMS PTY LTD





# Winton Motor Raceway

## Round 2 : March 12 - 14



ASBK.COM.AU f t i y

Date: 12/03/21  
 Event: P06  
 Weather: Partly cloudy - Temp: 25.5C  
 Track: Dry - Temp: 36.3C

### Practice 1

Started at: 11:20:45  
 Laps: 15 Min  
 Starters: 19  
 Printed at: 12:01

### BEST PARTIAL TIMES

Pos	Split 1		Split 2		Split 3		Split 4		LAP		Ideal	Fastest
	Name	Time	Name	Time	Name	Time	Name	Time	Name			
1	N. O'NEILL	11.283	N. O'NEILL	13.632	N. O'NEILL	29.607	N. O'NEILL	26.444	N. O'NEILL	1:20.966	1:20.998	
2	N. LAKUSIC	11.473	N. LAKUSIC	13.792	N. LAKUSIC	29.855	N. LAKUSIC	26.903	N. LAKUSIC	1:22.023	1:22.107	
3	H. NELSON	12.406	J. FAVELLE	15.106	J. FAVELLE	32.249	H. NELSON	28.845	J. FAVELLE	1:29.100	1:29.627	
4	J. FAVELLE	12.569	H. NELSON	15.337	H. NELSON	32.762	J. FAVELLE	29.176	H. NELSON	1:29.350	1:29.716	
5	N. LAKUSIC	13.444	N. LAKUSIC	15.657	N. LAKUSIC	33.454	N. LAKUSIC	31.998	N. LAKUSIC	1:34.553	1:34.574	
6	V. FLEMING	13.725	V. FLEMING	16.312	V. FLEMING	33.530	V. FLEMING	32.685	V. FLEMING	1:36.252	1:36.361	
7	C. SWAIN	15.313	C. SWAIN	17.108	C. SWAIN	35.630	N. O'NEILL	36.523	C. SWAIN	1:44.662	1:44.662	
8	H. NELSON	15.403	H. NELSON	17.621	H. NELSON	35.999	C. SWAIN	36.611	N. O'NEILL	1:45.799	1:45.876	
9	R. LARKIN	15.525	N. O'NEILL	17.649	N. O'NEILL	36.054	R. LARKIN	36.993	H. NELSON	1:46.402	1:46.402	
10	N. O'NEILL	15.573	R. LARKIN	17.692	T. JAMES	36.115	H. NELSON	37.379	R. LARKIN	1:46.455	1:46.796	
11	T. JAMES	15.867	T. McCLURE	17.728	R. LARKIN	36.245	H. THOMPSON	37.422	T. JAMES	1:47.331	1:47.367	
12	T. McCLURE	15.870	T. JAMES	17.854	T. McCLURE	36.375	T. JAMES	37.495	T. McCLURE	1:47.527	1:47.804	
13	H. THOMPSON	15.980	V. FLEMING	17.937	V. FLEMING	36.555	T. McCLURE	37.554	H. THOMPSON	1:48.013	1:48.013	
14	M. HAMOD	16.000	H. THOMPSON	17.980	H. THOMPSON	36.631	V. FLEMING	37.777	V. FLEMING	1:48.350	1:48.581	
15	V. FLEMING	16.081	R. NAUTA	18.012	R. NAUTA	37.138	M. HAMOD	38.204	R. NAUTA	1:49.617	1:50.120	
16	R. NAUTA	16.087	M. HAMOD	18.302	H. WATTS	37.154	R. NAUTA	38.380	M. HAMOD	1:49.936	1:50.241	
17	H. WATTS	16.159	H. WATTS	19.101	M. HAMOD	37.430	H. WATTS	38.511	H. WATTS	1:50.925	1:50.936	
18	H. WATTS	16.606	L. RUSSO	19.169	L. RUSSO	38.186	V. KNEZOVIC	39.036	L. RUSSO	1:53.327	1:53.394	
19	L. MOODY	16.753	V. KNEZOVIC	19.230	L. MOODY	38.192	L. RUSSO	39.191	L. MOODY	1:53.812	1:53.812	
20	L. RUSSO	16.781	N. LAKUSIC	19.293	H. WATTS	38.346	N. LAKUSIC	39.197	H. WATTS	1:54.286	1:54.686	
21	V. KNEZOVIC	16.904	L. MOODY	19.416	N. LAKUSIC	39.134	H. WATTS	39.354	V. KNEZOVIC	1:54.342	1:54.508	
22	N. LAKUSIC	17.080	W. HUNT	19.858	V. KNEZOVIC	39.172	L. MOODY	39.451	N. LAKUSIC	1:54.704	1:54.719	
23	W. HUNT	17.129	W. HUNT	19.858	W. HUNT	39.543	W. HUNT	41.164	W. HUNT	1:57.694	1:57.758	
24	W. HUNT	17.129	H. WATTS	19.980	W. HUNT	39.543	W. HUNT	41.164	W. HUNT	1:57.694	1:57.758	
25	O. SKINNER	17.475	O. SKINNER	20.305	J. FAVELLE	40.733	O. SKINNER	41.378	O. SKINNER	2:00.228	2:00.509	
26	J. FAVELLE	18.080	J. FAVELLE	20.973	O. SKINNER	41.070	J. FAVELLE	41.670	J. FAVELLE	2:01.456	2:01.456	
27	E. ANDREW	19.593	L. RUSSO	22.078	L. RUSSO	43.638	L. RUSSO	42.276	E. ANDREW	2:11.186	2:11.317	
28	L. RUSSO	27.518	E. ANDREW	22.822	E. ANDREW	45.069	E. ANDREW	43.702	L. RUSSO	2:15.510	2:15.510	

*Scott Laing*  
 Chief Timekeeper - Scott Laing

*Tom Williams*  
 Race Director - Tom Williams

*Paul Hinds*  
 Clerk of Course - Paul Hinds



www.computime.com.au  
 COMPUTIME RACE TIMING SYSTEMS PTY LTD









# Winton Motor Raceway

## Round 2 : March 12 - 14



ASBK.COM.AU    


Date: 12/03/21  
Event: P06  
Weather: Partly cloudy - Temp: 25.5C  
Track: Dry - Temp: 36.3C

Practice 1

Started at: 11:20:45  
Laps: 15 Min  
Starters: 19  
Printed at: 12:01

### RACE INFORMATION

Time	Description
11:20:45	Event Start
11:26:41	Rider 42 (Riley NAUTA) CRASHED TURN 10 - RIDER UP
11:32:56	Track temps : Finish - 35.4 / Int 1 - 35.1 / Int 2 - 34.8 / Int 3 - 33.5
11:35:49	Chequered Flag
11:39:55	Event Finish



Chief Timekeeper - Scott Lang



Race Director - Tom Williams



Clerk of Course - Paul Hinds



[www.computime.com.au](http://www.computime.com.au)  
COMPUTIME RACE TIMING SYSTEMS PTY LTD

